

Roundhouse

We are independent British designers, architects and furniture makers whose approach embraces the house, the home and the whole creative process – from concept to completion. The work you'll see here was devised and built by our dedicated teams, with furniture designed and created in our own factory.

Because we bring design vision and an architectural perspective to bear on every detail, there's a much greater scope to what Roundhouse can do. We design spaces for living, marrying a contemporary aesthetic with timeless elegance; combining traditional craftsmanship with the latest technology; and providing an ever-evolving choice of materials, colours, fittings and styles.

In short, we create beautiful furniture to suit the most exacting requirements of any client. It's this freedom to design for each individual that makes Roundhouse truly different, and every project unique. Crafted by us - and inspired by you.

Simply Beautiful
Kitchens and Furniture



Interactive Contents

Design

| | |
|---------------------------|-----|
| > Butler | 4 |
| > Bottom House Farm | 10 |
| > Warwick | 16 |
| > Clarendon Road | 22 |
| > Sondergaard | 28 |
| > Avenue | 34 |
| > Smillie | 42 |
| > Rodenhurst | 48 |
| > Hania | 56 |
| > Robinson | 62 |
| > Brand | 70 |
| > Howell | 78 |
| > Hampstead | 84 |
| > Studio WD | 90 |
| > Cheung | 96 |
| > Morriss | 102 |
| > Jones | 108 |
| > Meard Street | 114 |
| > Tandon | 122 |
| > Govotsis | 128 |
| > Lackford | 134 |
| > Kew | 140 |
| > Kaye | 146 |
| > Design Wardrobes | 152 |

Studio

| | |
|---------------------------|-----|
| > O'Connell | 164 |
| > Gould | 168 |
| > Cannon | 174 |
| > Winterbourne | 178 |
| > Carey Newton | 184 |
| > Jefferies | 190 |
| > Blake | 196 |
| > Stuart | 202 |
| > Steeple Court | 208 |
| > Grean | 214 |
| > Chapman | 220 |
| > Studio Wardrobes | 226 |
| > Manufacturing | 232 |
| > Your Project | 240 |
| | 250 |

Each project in this book details the following key design features:

Style / Finish / Worktop

Butler

A big space demands ambitious design: exactly what this kitchen delivers. Featuring a mix of metal finishes and bold colour, a dramatic full-height backdrop defines the room. The multifunctional chef's island discreetly gathers the latest high-tech kitchen gadgets, perfect for creating delicious meals at home. Bronze ironmongery with hand-finished antique brass panelling and detail adds a gorgeous and subtle extra dimension.

4 —
5

Urbo & Metro / Matt Lacquer & Antique
Brass Metal / Composite Stone

[> Contents](#)



Butler

6 —
7



[> Contents](#)



8 —
9



Bottom House Farm

Bags of space and statement textures are the standout features here: part of a stunning conversion in the Berkshire countryside. Doors open onto the terrace, a woodburning stove offers winter comfort, while the dramatic and practical island helps organise a generous and flexible room, one designed to be seen and enjoyed on any occasion.

It's the combination of materials that really sings. Alongside reused elements from the original barn, plus polished concrete worktops and patinated corrugated iron, we added an unexpected canvas of colour and contrast - through the stunning Lilac Milas marble splashback.

Urbo / Matt Lacquer /
Concrete & Marble

10 —
11

[> Contents](#)



Bottom House Farm



12 —
13

Bottom House Farm



14 —
15



[> Contents](#)

Warwick

Packed with ingenious touches that maximise light and space, this beautiful design cleverly turns an ordinary basement into a luxurious and functional kitchen. Featuring an elegant walk-in pantry and sleek island with antique brass, the careful mix of materials - including Leathered White Fantasy quartzite worktop and eucalyptus bookmatched veneer on the floor-to-ceiling storage - creates a serene and stylish feel.

16 —
17

Urbo & Metro / Matt Lacquer
& Bookmatched Veneer /
Quartzite

[> Contents](#)





18 —
19





Clarendon Road

To make the most of the entire ground-floor space in this West London home, we crafted a seamless combination of two distinct Roundhouse styles. Our traditional Shaker furniture sets the tone in office and dining areas; while elements of our Handleless designs add a bold, modern twist. Crafted using natural Arabescato marble and antique brass, the island creates the focal point that brings together this fusion of styles.

Frameless Classic & Urbo /
Painted & Antique Brass Metal /
Stainless Steel & Marble

22 —
23

[> Contents](#)







26 —
27



Sondergaard

A touch of Scandinavia comes to Notting Hill in this stunning and beautifully simple design. Its unique showpiece is our exquisitely crafted statement island: clad in Calacatta Manhattan marble, and complete with a heated cantilever table that incorporates ingenious storage drawers. Perfect for chopping, sitting and socialising, the island is paired with the worktop and splashback, and complemented perfectly by cabinetry in light natural woods.

28 —
29

Frameless Classic /
Matt Lacquer / Marble

[> Contents](#)





30 —
31





32 —
33



Avenue

This show-stopping family kitchen boasts a series of Roundhouse firsts and unique features. Designed in precise harmony with the architecture of the rest of the home, it includes a bespoke triangular sink and angular crystals set in the worktop - an echo of triangular skylights above. The worktop itself, in beautiful Patagonia Natural quartzite, takes centre stage with a bespoke internal lighting system built to bring out its natural glow.

To toast the stunning effect, look no further than custom-made wine storage, plus a special hanging brass rack that keeps bottles and glasses perfectly arranged - and neatly out of the reach of youngsters.

Urbo & Metro / Matt Lacquer,
Bookmatched Veneer & Antique
Brass Metal / Quartzite







38 —
39





40 —
41



Smillie

Effortlessly elegant, this exquisite design echoes period features of this Primrose Hill home - including a beautiful spiral staircase. Bright and open, it features state-of-the-art Gaggenau appliances, ingenious storage, and cabinetry in Farrow & Ball Shadow White – while Calacatta Manhattan marble provides sudden dashes of flair.

42 —
43

Contemporary Classic /
Matt Lacquer / Marble

[> Contents](#)



Smillie

44 —
45



[> Contents](#)



Rodenhurst

Our clients' eye for detail and colour helped shape this remarkable design, where accents of pink and copper add style and flair. The space balances practical, hardwearing materials, open design and generous storage with flashes of brilliance and intense colour from hinges, handles, taps and other furniture - including a floating shelf above the hob and an ingenious copper mirror.

It delivers everything this busy family home demands - including a drinks area and walk-in pantry - all while dashes of colour add a unique personal stamp.

Deco & Metro / Matt Lacquer & Patinated Bronze Lacquer / Composite Stone







52 —
53





Hania

A masterclass in understated elegance, this project included the transformation of the kitchen, bedrooms, and study. The contemporary kitchen boasts antique brass metal wall units, with a clever bi-fold lift, while the oak bookmatched-veneer island adds warmth and depth. To complete the sense of effortless style, the island's stone worktop overhangs one side, floating mid-air above the cabinetry.

56 —
57

Urbo / Matt Lacquer, Bookmatched Veneer & Antique Brass Metal / Quartzite & Composite Stone

[> Contents](#)





Hania



60 —
61

[> Contents](#)

Robinson

Featuring specially made glass wall cabinets - mirrored, delicately backlit and brass-fronted, and complemented by a stunning antique brass metal centrepiece - this design transports you to a timeless zone of luxury and elegance. The island has a textured African Fusion worktop with a sharknose profile: a dramatic feature that echoes the tone of the full-height wall cabinetry, while creating a winning contrast with softer shades across sink areas and other surfaces. Add in textures and colour from wooden shelf and drawer details, and it's a space that will bathe you in a warm glow every day.

62 —
63

Urbo & Metro / Matt Lacquer & Antique
Brass Metal / Quartzite

[> Contents](#)







66 —
67





68 —
69



Brand

This remarkable project called for the complete transformation of a whole corner of the family home: to feature a new boot room, utility and desk areas, and a walk-in pantry as well as the kitchen. Keen cooks, the family also specified high-end appliances, which include a Bora Pro double extraction setup with Teppanyaki.

The result is as practical as it is luxurious, combining bold features like the glazed cabinetry and mirrored splashback with a delicate palette: as details in antique brass metal and bronze complement a warm backdrop of muted pink.

70 —
71

[> Contents](#)

Urbo & Metro / Matt Lacquer & Antique
Brass Metal / Quartzite & Composite
Stone / Rough Sawn Oak (boot room)



Brand



72 —
73



[> Contents](#)

Brand

74 —
75



[> Contents](#)



76 —
77



Howell

An extraordinary balancing act, this is a bold contemporary space that brilliantly matches the period details of this West London home. As if by magic, one side of the kitchen 'floats' in the air: an entire run of cabinets that are entirely wall-hung and topped by stunning Calacatta porcelain wall cladding. It's the careful pairing of these bold features with simple materials and understated finishes - including a fresh colour scheme - that allows the cabinetry to shine.

78 —
79

Urbo & Metro / Matt Lacquer /
Composite Stone & Solid Timber

[> Contents](#)



Howell

80 —
81



[> Contents](#)



82 —
83



Hampstead

How do you balance a minimalist aesthetic with a generous space? To inhabit the whole room, creating warmth without clutter, this design pairs two dominant features: the showstopping antique brass metal wrap for the island and a contrasting plain black wooden 'cube'. This cube doesn't just pack in appliances, including air conditioning equipment and vents, but a walk-in pantry too - accessed via a hidden door. This disappearing act, helped by a giant run of floating cabinets, allows for ample seating in the island and preserves an air of delicate serenity throughout the space.

84 —
85

[> Contents](#)

Urbo & Metro / Matt Lacquer & Antique
Brass Metal / Quartzite & Composite Stone



Hampstead

86 —
87



[> Contents](#)

Hampstead



88 —
89



[> Contents](#)

A timeless kitchen for a period style new-build property. The grandeur of the architecture suited a classic Shaker design with a contemporary twist: all achieved without stinting on the functions and features a hardworking family kitchen demands, including multiple cooking areas, separate drinks fridge and breakfast area, and three separate sinks.

Clean lines and elegant colour tones create a modern feel, offsetting the more traditional details, while the Sub Zero fridge, freezer and wine-cooler combination lends the space a pro-kitchen flavour. Elsewhere, a standalone bi-folding breakfast cabinet keeps gadgets and appliances tucked away, or opens up to add a note of contrast, revealing the warm wooden textures inside.







94 —
95



Cheung

Can a knockout modern kitchen harmonise with Listed 19th-century architecture? Visit one former Dock Master's House in London and you'll be in no doubt that it can. Symmetry and sympathy were the watchwords for this project, which features an antique brass metal island curved to match the bay window, and a wealth of discreetly organised appliances and storage space - including a large fridge and several ovens.

96 —
97

Frameless Classic & Urbo /
Matt Lacquer & Antique Brass Metal /
Quartzite

[> Contents](#)





98 —
99





100 —
101



Morriss

Here is a room that revels in exquisite materials and textures, bringing together timber, stone and steel to create a space that stays warm and inviting without compromising on statement and style. It combines a strong contemporary feel with the bold use of simple raw materials, letting dramatic joinery define the view. The kitchen island, customised to incorporate bar seating, is adorned with a stunning, extra-thick Black Vermont granite worktop.

102 —
103

[> Contents](#)

Classic & Urbo / Matt Lacquer / Granite







Jones

Where a passion for cooking meets a passion for bespoke design. Incorporating a commercial-style extractor, outsized Sub Zero fridge and Wolf cooker, salamander grill and utensil rails, this space was devised and meticulously crafted to allow our clients to fulfil their ambitions in the kitchen: giving them the space and scope to take on any occasion, and putting everything they might need within easy reach. A robust, industrial aesthetic is balanced out by the warmer tones of walnut bookmatched veneer and natural stone.

108 —
109

Classic & Metro / Stainless Steel & Solid
Timber / Stainless Steel & Quartzite

[> Contents](#)







112 —
113



Meard Street

A blend of timeless luxury and natural materials that's truly one of a kind. Standout features include the African Fusion worktops, designed to complement the beautiful fireplace, and the antique brass metal detailing of the cabinetry. To make full use of the space, a stunning larder adds plenty of storage.

Urbo & Metro / Matt Lacquer &
Antique Brass Metal / Quartzite
Frameless Classic / Matt Lacquer /
Composite Stone (Utility room)

114 —
115

[> Contents](#)







118 —
119





120 —
121



Tandon

This bold, timeless design creates the perfect space for a young couple to cook, relax and entertain. Packed with top-of-the-range Gaggenau appliances and features, it organises everything within a warm Hague Blue colour scheme that's complemented by the island's patinated silver lacquer finish. Modern, vibrant, practical - and a true cook's kitchen.

122 —
123

Urbo & Metro / Matt Lacquer & Patinated
Silver Lacquer / Quartzite

[> Contents](#)



Tandon

124 —
125



[> Contents](#)

Tandon



126 —
127



Govotsis

Who would fashion designers, interior designers and property developers choose to design their kitchens? Eftychia (fashion and interiors) and George (property) came to us with a really ambitious vision for this space; we were delighted to help make it a reality.

The couple were transforming a conventional London terraced house into something contemporary and extraordinary; but as well as their exceptional eye for style, the kitchen had to accommodate their passion for cooking, and the whole family's needs.

We created the totally bespoke brass details that draw the room's bright, sharp lines and that complement brick and metal details elsewhere: including the flecks of gold in the Calacatta Oro marble of the worktop and splashbacks.

128 —
129

Urbo & Metro / Matt Lacquer / Marble



[> Contents](#)



130 —
131





Lackford

Surrounded by rolling countryside, and flooded with light through giant glass doors, this kitchen is designed to own and complement the space. Colours and natural materials - including special bookmatched veneers that match the timbers of the dramatic vaulted ceiling - keep it in harmony with its surroundings, while a large island and full-height storage keep everything in proportion. The chunky island worktop adds a dramatic focal feature; and to preserve the open plan, the oven run is camouflaged as a plain 'white wall' along one side of the room.

134 —
135

Urbo & Metro / Matt Lacquer &
Bookmatched Veneer / Stainless Steel

[> Contents](#)







Kew

Innovative in form and finish, this project demonstrates the truly bespoke design Roundhouse can bring to your home. It features a beautiful, curved kitchen island in Farrow & Ball Treron – topped by a remarkable curved worktop in steel. Workflows are kept equally smooth, thanks to ingenious bespoke storage that includes hidden ovens, pocket doors, Fulham Pantry, and a special wall unit with kitchen roll and chopping board rails. Natural materials are always to the fore: from the backlit glazed wall units in textured stone, to the bookmatched walnut veneer of the cabinetry.

140 —
141

Urbo & Metro / Matt Lacquer &
Bookmatched Veneers / Stainless Steel
& Composite Stone

[> Contents](#)



Kew

142 —
143



[> Contents](#)



144 —
145



Kaye

A design fit for the host with the most. This industrial modern kitchen serves an enduring passion for food, large-scale entertaining, fine wine and coffee. A seating area on the island and large dining table were incorporated, alongside a bench seat for more relaxed eating and conversation, as well as a cosy spot where children can read while food is prepared. Ample storage was added, including a large bar and wine coolers in the dining area. To make the most of the natural light, an intense palette blends copper with dark wood and stone.

146 —
147

Urbo & Metro / Matt Lacquer, Burnished
Copper Lacquer & Textured Finish /
Composite Stone

[> Contents](#)



Kaye

148 —
149



[> Contents](#)



150 —
151



Design Wardrobes

A custom-made wardrobe has the remarkable power to change the feel of each space - and change the way you live. Create all the storage you need, crafted to bring a touch of joy and beauty into every moment.

From simple drawers to full-height wardrobe units - equipped with everything from mirrors and internal lighting to L-shaped rails for corners and special hinges that keep pathways clear - these designs allow you to organise and care for clothes and belongings properly, while transforming storage space into a calming and beautiful canvas within each room.

Flexible, functional, ingenious - and always exquisitely made.

Page 154 — 157

Metro / Matt Lacquer / Integra

Page 158 — 161

Metro / Matt Lacquer / Recessed Antique

Brass Handle / Oak Veneer

Page 162 — 163

Frameless Classic / Matt Lacquer

152 —
153

[> Contents](#)



Wardrobes

154 —
155



[> Contents](#)

Wardrobes



156 —
157

[> Contents](#)



Wardrobes

158 —
159



[> Contents](#)

Wardrobes



160 —
161

[> Contents](#)



Wardrobes



162 —
163



[> Contents](#)

Meet the new Roundhouse **Studio** collection, combining a contemporary aesthetic and smart, modular design.

S


164 —
165

T



The culmination of decades of design and manufacturing expertise, **Studio** offers flexibility and flair in equal measure. We've distilled all our experience into a handpicked collection of essential and enduring cabinetry designs, materials and finishes - available in a range of sizes.

Studio is beautifully simple, and adaptable to any space.



166 —
167



[> Contents](#)



O'Connell

Modern and sophisticated, this kitchen makes full use of a light-filled space by contrasting textures against smooth matt cabinet finishes. A sleek downdraught hob is ideal for social cooking, with ample space for sitting and relaxing. The indigo blue finish works well against the clean ceiling lines, and the the rugged stone worktops add a real point of interest.

168 —
169

[> Contents](#)

Urbo & Metro / Smooth Matt /
Composite Stone







Gould

It's all about the added touches here, from the silver antique mirror splashback to the inventive island - which houses a built-in banquette seating and dining area. Pops of yellow bring everything to life, complemented perfectly by Smooth Matt finishes on the cabinetry. An elegant kitchen that makes best use of its space at every turn.

174 —
175

[> Contents](#)

Frameless Classic / Matt
Lacquer / Composite Stone



176 —
177





178 —
179

[> Contents](#)

Cannon

This period home was beautifully styled with the client's colourful contemporary artwork: so the kitchen palette has been devised to create a clear contrast.

Using super clean lines and a sleek contemporary design, we increased the surface area of the island and added significant storage capacity, with a lovely Fulham Larder. Elegance combines with practicality throughout - including integrated appliances and hardwearing finishes - to meet the needs of a busy family with teenage children.

Urbo & Metro / Smooth Matt /
Stainless Steel & Composite Stone

Cannon

180 —
181



[> Contents](#)





Winterbourne

Clean and simple, but with warm finishes, this design is composed to maximise space and add interest throughout. A modern aesthetic opens the room, with a sleek island - finished in Eternal Statuario Suede - offering ample space for prep and socialising. Accentuated with LED diffused lighting on the hob run and island, this kitchen brings a luxurious, modern feel to the heart of East London.


Urbo & Metro / Smooth Matt &
Textured Finish / Composite Stone

184
185

[> Contents](#)



186 —
187







Carey Newton

Showcasing perfectly how form, function and beauty can work together, this classy and pared-back kitchen sits within a large open-plan living area. A range of gorgeous materials combine to make the most of that space: adding a bold expanse of texture and colour. The design features Composite Concrete worktops and a special polished plaster wall, while internal wood throughout the drawers creates an extra layer of warmth.

190 —
191

[> Contents](#)

Urbo & Metro / Smooth Matt &
Textured Finish / Composite Stone







Jefferies

This stylish family kitchen creates the perfect bold contrast with textured blonde herringbone flooring, and matches statement blocks of colour with the more serene colour scheme elsewhere. The kitchen cabinetry is in smooth matt, with an antique-finish Nero Marengo Suede worksurface with beautiful honed edges. The kitchen island was the focus of the design, smartly incorporating space for washing up, appliances and an abundance of storage compartments.

196 —
197





200 —
201

[> Contents](#)





202 —
203

[> Contents](#)

Blake

Demonstrating the remarkable potential of our modular Studio designs, this project included the living area, kitchen, and wardrobes for the study and bedrooms. The open-plan kitchen and dining areas boast a lot of clever built-in storage. The living area has the same attention to detail and continues the kitchen design in a single, harmonious open space.

Urbo & Metro / Smooth Matt / Composite Stone & Solid Timber (Living Area)


Blake

204 —
205



[> Contents](#)

206 —
207





208 —
209

[> Contents](#)

Stuart

Clear, calm and uncluttered, this kitchen creates a soft, luxurious feel inside a naturally bright room. The texture and tone of the dark finish create a warmth to the space - helped by the brass tap and kitchen lighting. The marble composite adds to the tactile nature of the kitchen and reflects back the light. Standard wall cabinets make way for a stone shelf, to further simplify and soften the space, while providing a home for artwork, herbs, or accessories.

Urbo & Metro / Smooth Matt &
Textured Finish / Composite Stone

Stuart

210 —
211



[> Contents](#)



212 —
213

> Contents





Steeple Court

A bright, modern kitchen with a timeless touch of class. Making the most of an airy, high-ceilinged space, it features a beautifully balanced and sculptural island - where a clever two-level table allows gorgeous stone to wrap the centre. A symmetrically organised wall of cabinets frames the hob, while the sophisticated colour scheme pairs subtle tones with regular pops of rich colour from handles and interiors.

214 —
215

[> Contents](#)

Frameless Classic / Matt Lacquer /
Composite Stone

Steeple Court

216 —
217



[> Contents](#)

Steeple Court



218 —
219



[> Contents](#)



Grean

This contemporary design shows exactly how to pack bags of character into a generous space. Standout features are the Sub Zero fridge, and a huge island with textured Kinawi White Piracema Granite worktop. Symmetry was key to the concept: with a central sink at the rear, and a second sink bookending the main horizontal lines. There's no shortage of storage space too, with specific pull-out drawers for crockery and cutlery as well as a pantry store. Wall units are clever bi-folding lift-ups, making it easy to put everything away from the dishwasher below.

220 —
221

[> Contents](#)

Classic / Matt Lacquer /
Composite Stone & Granite


Green

222 —
223



[> Contents](#)

Green



224 —
225



[> Contents](#)



Chapman

Cleverly planned to suit an unusually wide house, this bold monochromatic design incorporates a stunning panoramic view of the garden and a fully open, split-level scheme: helping our clients take care of their young children while they cook or entertain. An elegant, L-shaped bar in stained solid timber makes full use of the floor space, and connects with floating cabinetry on the island. Integrated appliances and a dual-flow kitchen layout mean the cook can engage equally with living and dining areas.

226 —
227





230 —
231





Studio Wardrobes

Our **Studio** approach includes a selection of wardrobes that can help transform any part of your home, bringing calm and effortless style to each space.

Wardrobe storage deserves as much attention to detail as kitchen storage, after all: and with the right planning, you can create a beautifully organised room, where there really is a place for everything.

Choose from an exquisite but practical range of finishes and features to create spaces that don't just work superbly, but are crafted to match your tastes and lifestyle.

232 —
233

[> Contents](#)

Page 234 — 237
Metro / Smooth Matt
Page 238 — 239
Metro / Smooth Matt / Solid Timber

Studio Wardrobes



234 —
235



[> Contents](#)



236 —
237



Studio Wardrobes



238 —
239

[> Contents](#)



Manufacturing

British Made

We've worked hard since our inception to keep direct control of how our furniture is produced, and to maintain a space where we can innovate new designs, products and finishes. Our factory in the Malvern Hills and its close-knit team remain at the heart of everything we do.

Expertly Crafted

Everything we make is designed with exceptional care and built to last. Roundhouse is where traditional British joinery and the best materials meet precision engineering and the latest technology. We are proud to manufacture to order, making furniture to specific sizes and in a huge range of finishes. It's our experience and skill in production and design throughout the home that enable the flexibility and flair you'll find in each project.

Leading Trends

We're known for our ability to reflect and shape the latest ideas in kitchen, interior, and furniture design. Our dedication and passion mean we are continually striving to find new ways to create beautiful kitchens and furniture that will look as good tomorrow as they do today.

240 —
241

[> Contents](#)





242 —
243

[> Contents](#)





244 —
245



246 —
247



[> Contents](#)



248 —
249

[> Contents](#)



Your Project

To see how Roundhouse Design could bring out the best in your home, call or visit one of our UK showrooms, or email sales@roundhousedesign.com

We offer an initial planning service free of charge: just bring drawings if you have them, or measurements.

250 —
251

[> Contents](#)

**Every project is unique;
but the way we work follows
the same principles:**

Led by design

Roundhouse is all about you. It's about making beautiful furniture that's right for each individual and space. We're open, plain-speaking people who will work closely with you - and your architect or interior designer if you have one - to ensure both the overall plan and every specification are spot-on.

Made responsibly in Britain

Roundhouse furniture is created at our own factory in the heart of the Malvern Hills. We use only the best, responsibly-sourced timbers, and we have a tree-planting scheme that puts back for tomorrow what we take from the environment today.

Concept to completion

We take responsibility for every stage of the process - from first sketch to finishing touches. Your dedicated installation manager will oversee all aspects of the final build; and once the work is complete, our specialists can even come round to show you how to get the most from your new appliances, and how best to care for your worktops and furniture.

Acknowledgements

Roundhouse would like to thank all of our clients who have kindly allowed us to photograph their homes for this book:

Design

Kate & Simon Butler
Mike Lewis
Morten Sondergaard & Anna Stenberg
Alex & Tom Lloyd
Mary Ann Smillie
Hemant & Esha Tandon
Dr Hania
Brendan Robinson
Briony & Tom Brand
Kerstin & Jon Howell
Suzanne Walker Duncalf
Mirian & Matt Cheung
Jessica & Trevor Morriss
Eftychia Georgilis & George Govotsis
Louise Warwick
James Kaye & Denise Gibson

Studio

Roisin & Aidan O'Connell
Hannah Winterbourne & Ian Sims
Sarah Gould
Pam Cannon
Nia Jeffries
Tessa & Rob Lucy
Judy & Mark Blake
Graham Stuart

We would also like to thank the following architects, interior designers and suppliers who collaborated closely with us on some of the projects:

50 Degrees North Architects (Butler)
Guy Stansfeld Architects (Clarendon Road)
23 Architecture (Sondergaard)
Zoe Murphy Stealth Design (Avenue)
Marguerite Murdoch Architects (Brand)
Carver Farshi Architects (Hampstead)
Studio WD Interior Design and Architecture (Studio WD)
Mehrai Design (Jones)
Geofel Interiors (Govotsis)
LTS Architects (Lackford)
MS Lighting Design (Avenue)

Featured photography

Mary Wadsworth (Photography)
Nick Kane (Photography Georgillis)
Hannah Franklin (Stylist)

Book Design

Paul Rapacioli
paulrapacioli.com
with words by Tim Dobbs
timdobbsdidthis.com

Printed in London

Empress Litho
empresslitho.com

Our Showrooms

We are open
Monday to Friday 9.30 - 18.00
Saturday 10.00 - 17.00
and by special appointment

Showrooms

West End

11 Wigmore Street
London W1U 1PE
T. 020 7297 6220

Clapham

95 Nightingale Lane
London SW12 8NX
T. 020 7471 8834

Fulham

857 Fulham Road
London SW6 5HJ
T. 020 7736 7362

Richmond

380 Richmond Road
London TW1 2DX
T. 020 8744 9993

Guildford

5 Trinity Gate
Epsom Road
Guildford GU1 3JQ
T. 01483 573 584

Cambridge

12 Sussex Street
Cambridge CB1 1PW
T. 01223 609 670

Cheltenham

118 Promenade
Cheltenham GL50 1NL
T. 01242 521 900

Manufacture

Malvern

Orion House
Spring Lane South
Malvern
Worcestershire WR14 1AT
T. 01684 567 323

252 —
253

[> Contents](#)

If you're embarking on a project, or something you've seen in this book has inspired you, come and find us at one of our showrooms.

Or you can give us a call, or email sales@roundhousedesign.com

Simply Beautiful
Kitchens and Furniture